



Alberni-Clayoquot Regional District

2018-2022 Financial Plan

Public Consultation Presentation

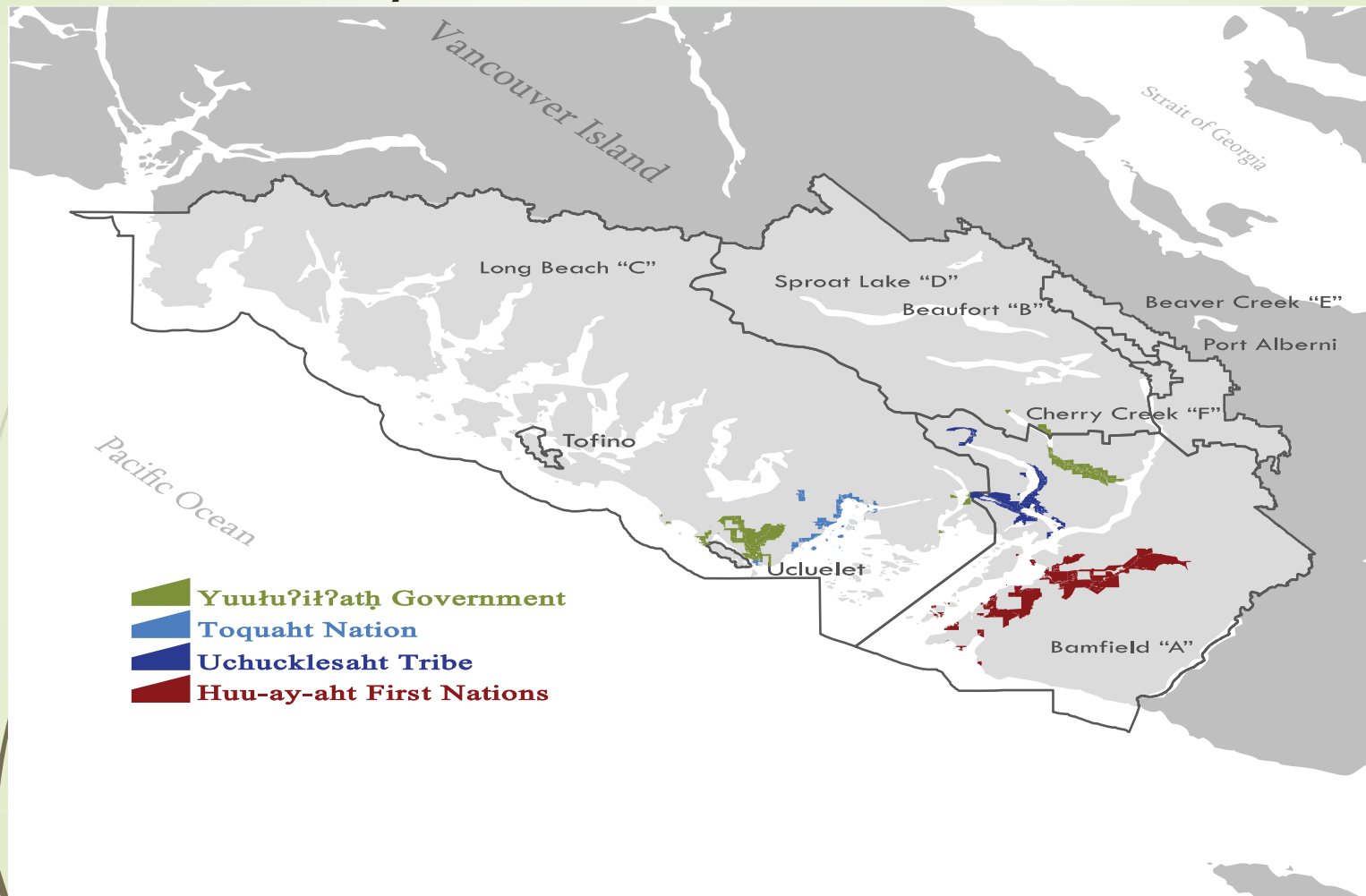
March 21, 2018

How is the financial plan developed?

- It is a reflection of the values, policies and priorities of the board of directors
- Input from:
 - Directors
 - Committees
 - Public engagement sessions
 - Professional consultants
 - Fire Chiefs
 - Staff and
 - Contractors
- The draft presents what it takes to continue to do what has been done based on board priorities recognizing regulatory requirements, state of infrastructure and the expressed interest of the directors.
- The board adopts the plan and with it the allocation of resources and staff time to attempt to achieve the desired outcomes while being responsive to ever changing needs and demands.



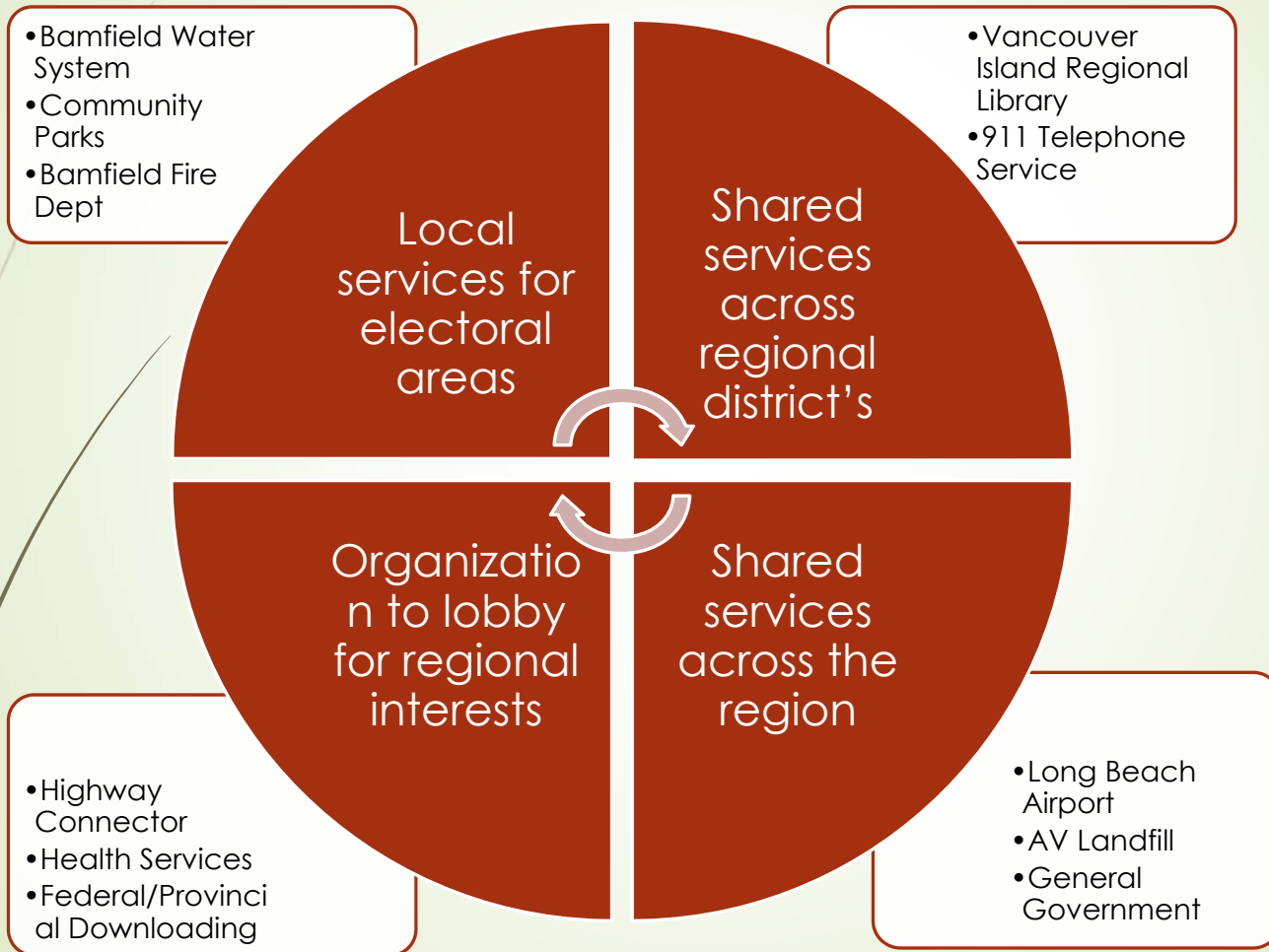
Map of ACRD including Treaty Settlement Lands



Converted Assessed Values

Area	2018 Assessed	2017 Assessed	% Difference
City of Port Alberni	275,763,817	239,362,514	15.21%
District of Tofino	125,450,063	108,284,198	15.85%
District of Ucluelet	62,751,664	53,275,438	17.79%
Yuułuʔiłʔatḥ Gov.	977,718	956,892	2.18%
Huu-ay-aht FN	208,649	206,077	1.25%
Uchucklesaht	-	-	0.00%
Toquaht	-	-	0.00%
A – Bamfield	21,779,049	19,711,390	10.49%
B – Beaufort	12,759,977	11,011,501	15.88%
C – Long Beach	26,616,034	23,680,302	12.40%
D – Sproat Lake	105,984,594	93,845,949	12.93%
E – Beaver Creek	41,196,501	35,466,042	16.16%
F – Cherry Creek	45,795,146	39,655,136	15.48%
Total	719,283,212	625,455,439	15.00%

Purpose of Regional District's





There are 49 ACRD Services
*members participate and pay
for what they benefit from*




1. General Government
2. 911 Telephone Service
3. Alberni Valley Emergency Program
4. Building Inspection
5. Electoral Area Administration
6. Solid Waste Management
7. Alberni Valley Regional Airport
8. Long Beach Airport
9. Rural Planning
10. Regional Planning
11. Regional Parks
12. Custom Transit
13. Sproat Lake Marine Patrol
14. Bamfield Water System
15. Beaver Creek Fire Department
16. Grants in Aid
- 17..... 48, 49.



Service Financial Rules

- Areas are only charged for the services they are provided
- Services are independent - you cannot transfer revenues and expenditures between services
- Budget must balance – cannot run a deficit
- The entire Board is responsible for each service



2017 Highlights

- Alberni Valley Regional Airport expanded runway reopens
- Bamfield Water Treatment facility receives \$1,409,174 grant from Federal Clean Water and Wastewater Fund
- Hired Douglas Holmes as new Chief Administrative Officer
- Development of a short term vacation rentals policy
- Disposal bans were implemented at the Alberni Valley Landfill for gyproc, clean wood & construction waste
- Navigational aids were installed at the Long Beach Airport



Strategic Priorities for 2018

- Development of a plan to divert organics from the Alberni Valley Landfill – supported by Strategic Priorities Fund grant
- Asset Management Plan development and implementation
- Review and update of Occupational Health and Safety procedures for entire organization
- Local Government elections
- Continue the clearing of obstacles at the Alberni Valley Regional Airport in order to achieve a Global Positioning System (GPS)





Balancing Priorities & Resources

- In 2017 it was determined that resources were inadequate to implement the Board of Director's Strategic Priorities
- 2018 will see the creation of 4 new positions
 - Protective Services Manager – combination of Emergency Planning and Fire Services Coordinator (previously done by contract)
 - Information Technology Services Manager – previously done by contract
 - Manager of Solid Waste and Utilities Operations – to support General Manager of Environmental Services
 - Executive Assistant – to support Chief Administrative Officer and other General Managers
- Increase staff from 23 to 27 full time equivalents
- 45 services – sharing resources and balancing demands



Allocation of staff and admin costs



Admin Charge

Managers and admin support charged to each service

- Grants, Committees, regulatory requirements, public liaison, contract oversight, communications
- Accounting functions, budget implementation
- Time allocation to services each year based on past practice and anticipated demands

Salaries and benefits

Direct Wages

- Staff time supported by services based on need
- i.e. Water Lead Hand, Environment Technician
- Annual reports, testing, contractor oversight
- Time allocation to service based on need

General Government

Its own service

- Directors expenses
- Occupational Health and Safety, Local government obligations. Board meeting support,
- Operation and maintenance of the office



Financial Plans

Alberni-Clayoquot Regional District

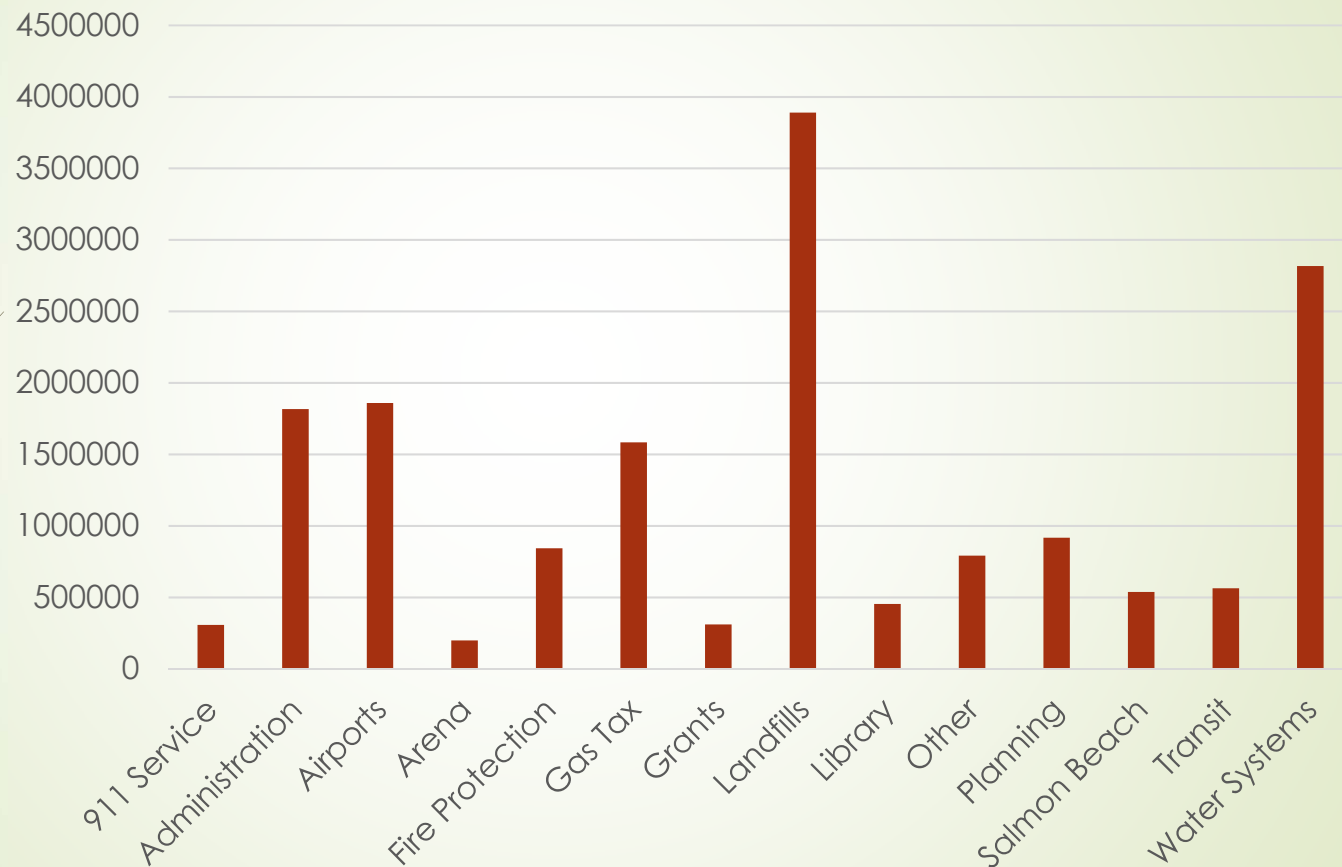
- Annually adopt 5 year plan by March 31st
- Budget of approximately \$18.4 million per year

Alberni-Clayoquot Regional Hospital District

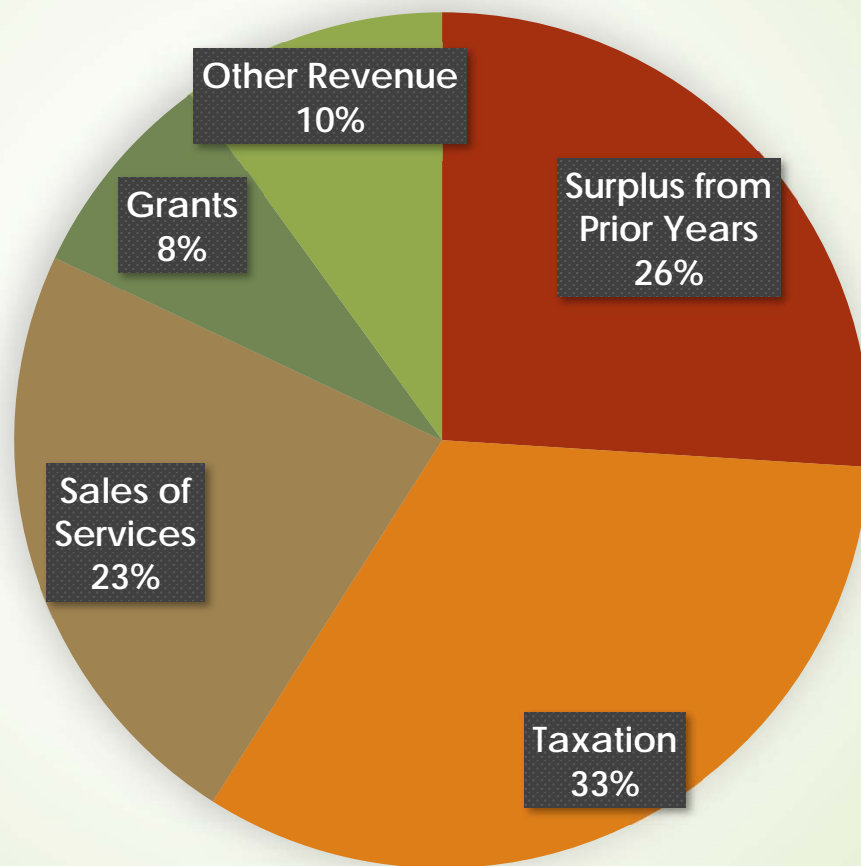
- Provisional and annual budget
- Budget of approximately \$2 million per year



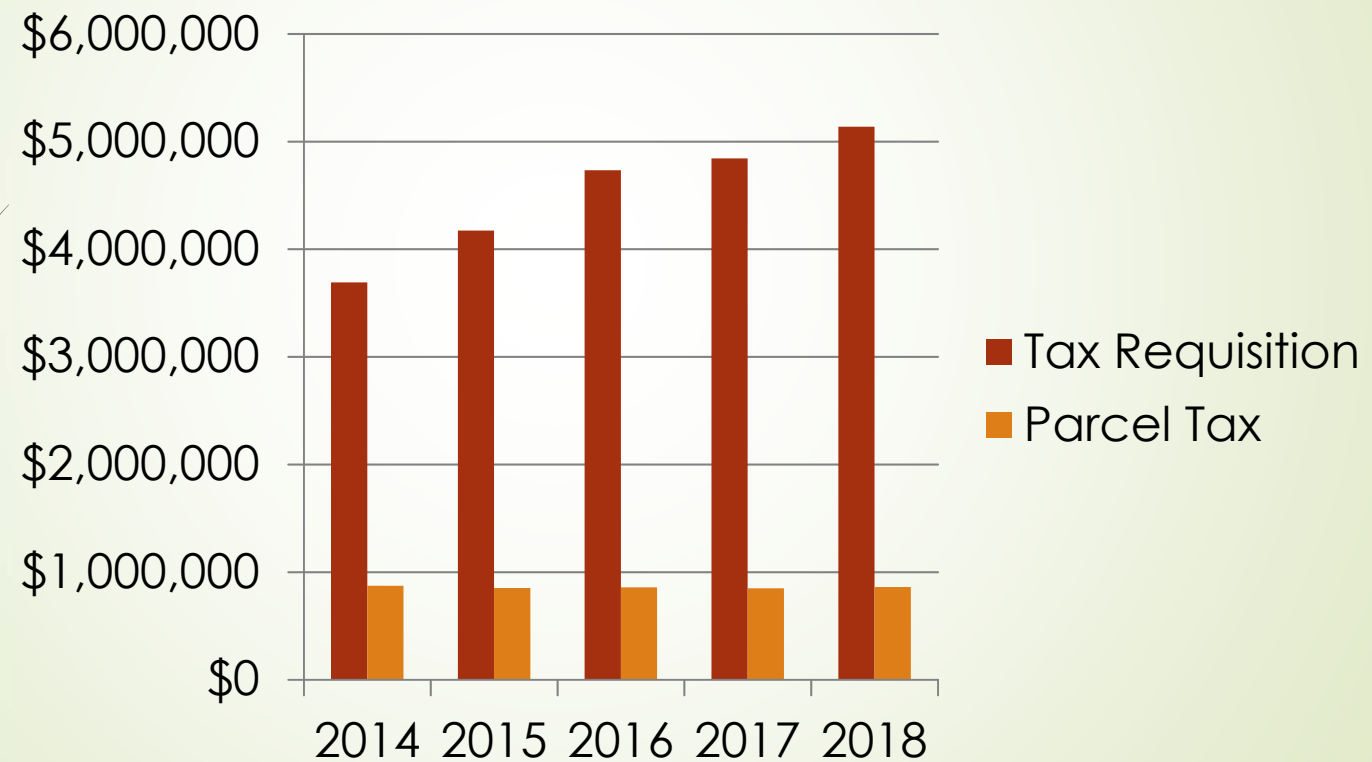
2018 Expenditures by Service



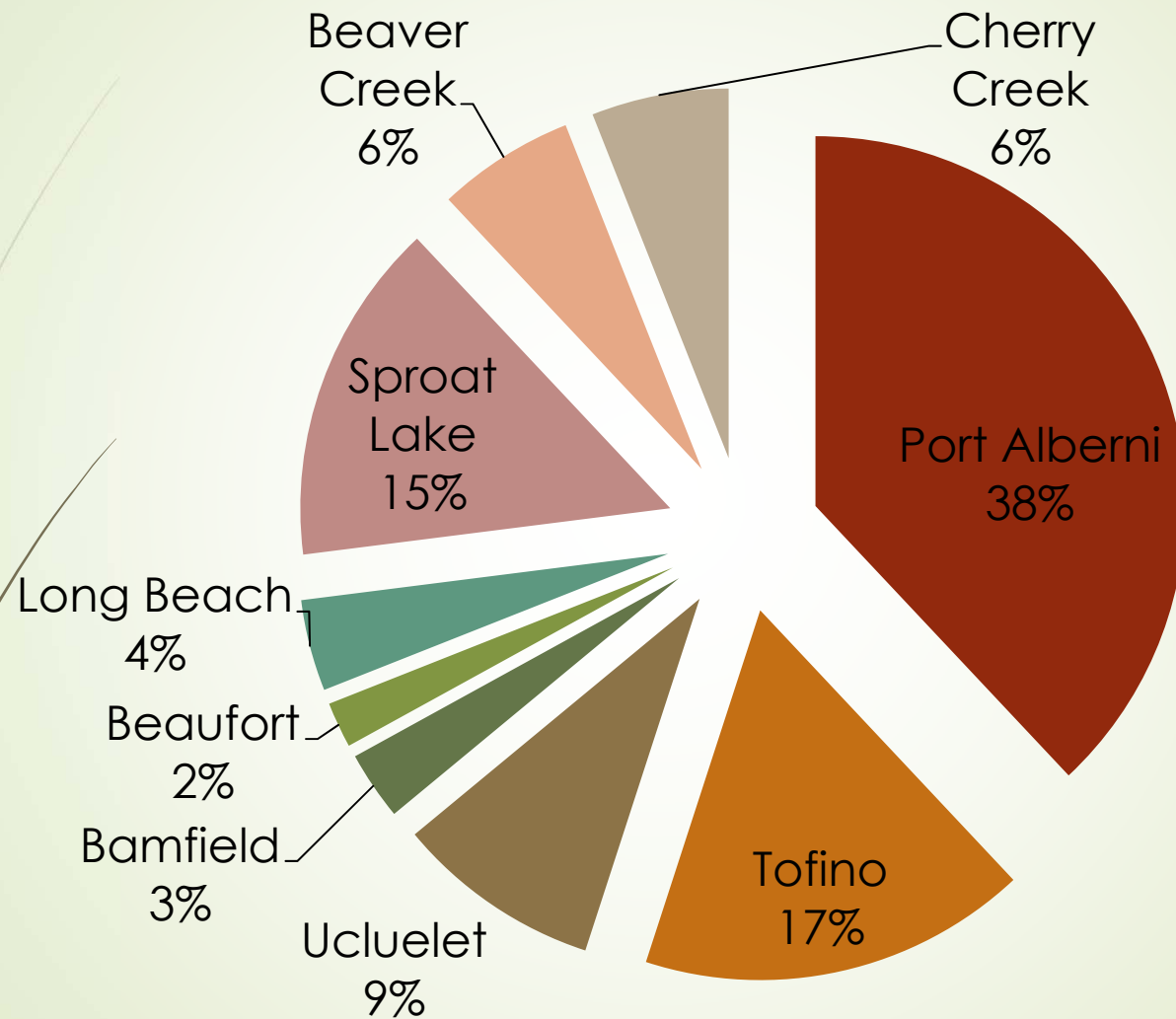
2018 Sources of Revenue



Tax Comparison all ACRD Services ...



2018 Region Wide Apportionment



Tax rates

- Regional Districts do not have direct taxing authority
- There is a tax rate for each service
- Each property may fall within multiple service areas therefore must consider what services are provided to each when comparing
- A collection charge of 5.25% is added onto requisition by the Surveyor for rural areas



Land & Improvements

- Regional District's use converted (adjusted) land & improvements, as provided by BC Assessment, for the basis of the requisition
 - The conversion tax rates are provided by the province through regulation and are currently:

Class of Property	Ratios to be applied
1 – Residential	1.00:1
2 – Utilities	3.50:1
3 – Supportive housing	1.00:1
4 – Major Industry	3.40:1
5 – Light Industry	3.40:1
6 – Business	2.45:1
7 – Managed Forest Land	3.00:1
8 – Recreational Property	1.00:1
9 – Farm Land	1.00:1



Preliminary Tax Estimates for Municipalities & First Nations

Area	2018 Rate (estimate)	2017 Rate	2018 Regional District Portion of Property Tax Estimate Based on \$200,000 Assessed Value
Port Alberni	\$0.427	\$0.446	\$85.44
Tofino	\$0.448	\$0.467	\$89.69
Ucluelet	\$0.440	\$0.468	\$87.94
Yuuʔitʔath	\$0.198	\$0.191	\$39.53
Huu-ay-aht	\$0.156	\$0.143	\$31.16
Uchucklesaht	\$0.000	\$0.000	\$0.00
Toquaht	\$0.000	\$0.000	\$0.00



Based on the services provided to the average home in the area, excluding parcel taxes

Tax rates are per thousand of converted assessed values



Preliminary Tax Estimates for Electoral Areas

Area	2017 Rate (estimate)	2016 Rate	2017 Regional District Portion of Property Tax Estimate Based on \$200,000 Assessed Value
Bamfield	\$2.050	\$2.187	\$410.08
Beaufort	\$0.824	\$0.887	\$164.81
Long Beach (Millstream)	\$1.190	\$1.298	\$237.96
Sproat Lake	\$1.404	\$1.543	\$280.71
Beaver Creek	\$1.630	\$1.792	\$326.02
Cherry Creek	\$0.913	\$0.999	\$182.51



Based on the services provided to the average home in the area, excluding parcel taxes

Tax rates are per thousand of converted assessed values



Regional Hospital District

- ▶ The Regional District also serves as the Regional Hospital District for the area
- ▶ Purpose of the Hospital District is to raise capital funds for the hospital facilities within the Region
- ▶ West Coast General Hospital, Tofino General Hospital, Bamfield Health Centre

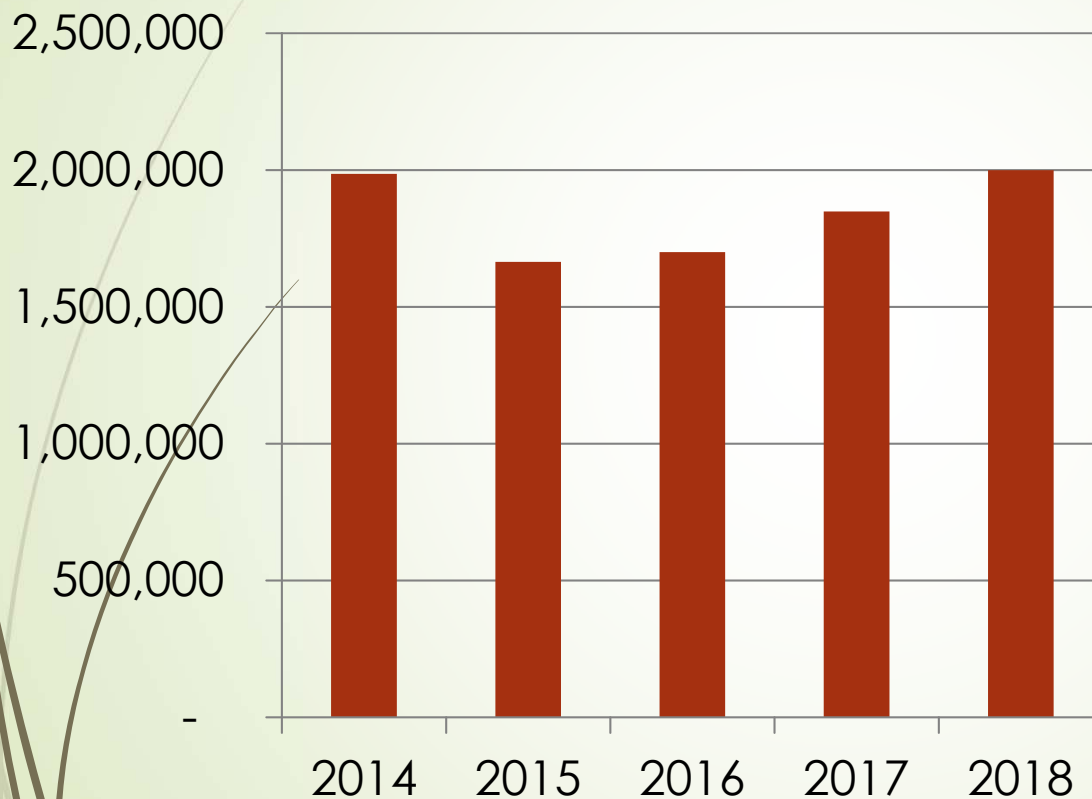


Hospital District Budget

- The Regional Hospital District is paying for 40% of the West Coast General Hospital construction. Debt payments account for approximately half of the budget – virtually all debt will be paid off in 2022
- Major capital projects for the year include a renovation to the WCGH Emergency Room and a Helipad Redevelopment at the Tofino Hospital. The ACHRD 40% share of these projects equals \$2.19 million and will be funded through Municipal Finance Authority short term borrowing
- Budget includes \$614,452 for minor capital projects and equipment grants to Island Health. This is for projects in the ACRHD area and represents 40% of the total project and equipment costs.



ACRHD Requisition



Residential Tax Rate
\$0.278 per \$1,000 of
assessed value



Information & Next Steps

- The 2018-2022 Financial Plan will be available on the website at each step of the process (www.acrd.bc.ca)
- First Reading – February 28, 2018, 1:30pm ✓
- Second Reading – March 21, 2018, 6:00pm
- Third Reading and adoption – March 28, 2018, 1:30pm

**All above meetings located in the Regional District Board Room at 3008 5th Avenue, Port Alberni, BC*



Thank you & Questions?

